

GORE® TAG®

Conformable Thoracic Stent Graft
with ACTIVE CONTROL System

Together, improving life



TAKE CONTROL

Working in the angulated, complex anatomy of the thoracic aorta requires high levels of precision and control.



The GORE® TAG® Conformable Thoracic Stent Graft with ACTIVE CONTROL System helps you deliver optimal results for your patients.

97%
technical
success¹



The power to be precise

The GORE® TAG® Conformable Thoracic Stent Graft with ACTIVE CONTROL System combines a durable, proven stent graft with a delivery system that offers controlled, staged deployment.

The system provides an intermediate stage before full deployment, where you can adjust positioning and angulation while allowing continuous blood flow throughout the procedure. It is an intuitive system that allows you to focus more fully on your patients.

“You now have the time to place the device in the right intended landing zone due to this new deployment sequence.”

— *Vascular surgeon*

Optimal placement

At the intermediate stage of deployment, the stent graft is expanded to approximately 50 percent of its diameter, providing additional opportunities to visualize and refine device positioning. This allows you to work with precision in both the proximal and distal landing zones.

For even more placement control, the stent graft remains attached to the catheter until released.

“This intermediate step gives you the option to rethink, refine your adjustment, and then go for final deployment.”

— *Cardiothoracic surgeon*

100% deployment success¹

Exceptional conformability

The system also includes a unique angulation control, available at the intermediate stage and then again after full deployment. This promotes 360° wall apposition and seal along the aortic wall and the inner curve of the aorta. That control, along with the exceptional conformability of the TAG® Conformable Thoracic Stent Graft itself, helps minimize the risk of endoleaks.

“The opportunity to adjust the angulation to the inner curvature of the aorta is a significant advancement to the ability to conform the device to the patient’s anatomy.”

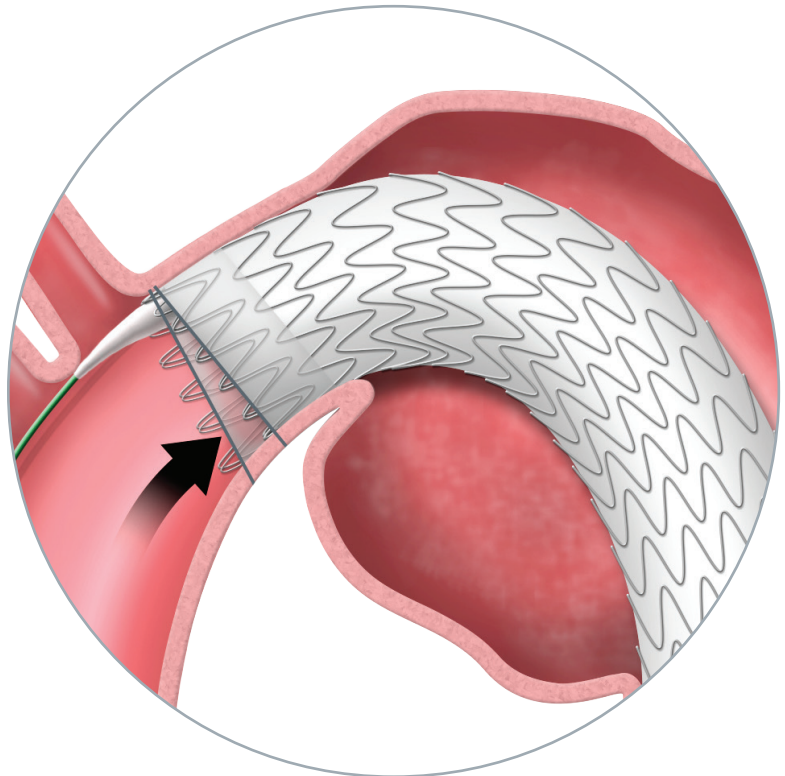
— *Vascular surgeon*

100%

Freedom from bird-beak¹

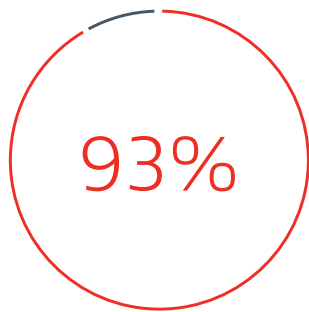
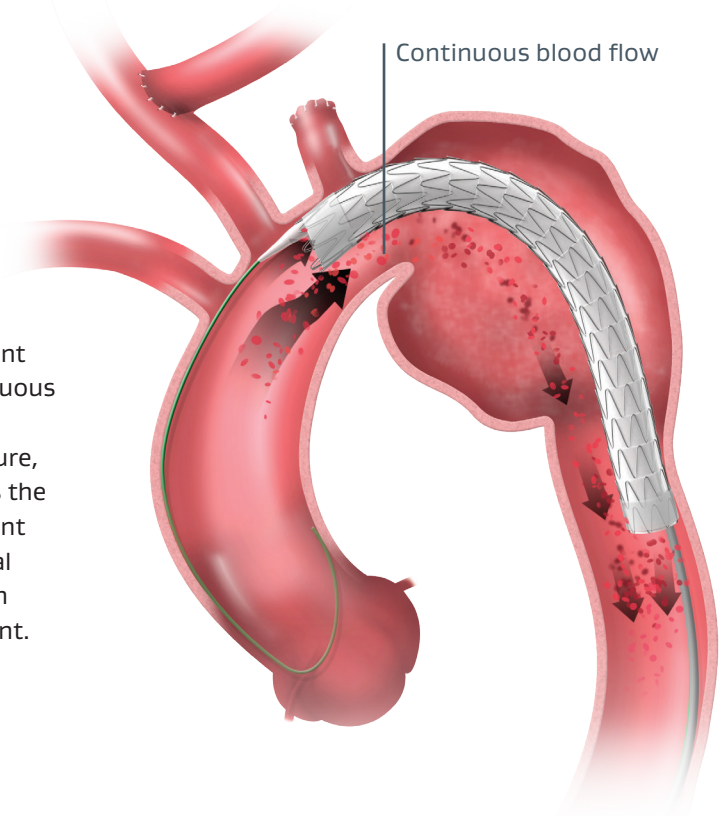
94%

Reported that angulation control successfully achieved the desired effect¹

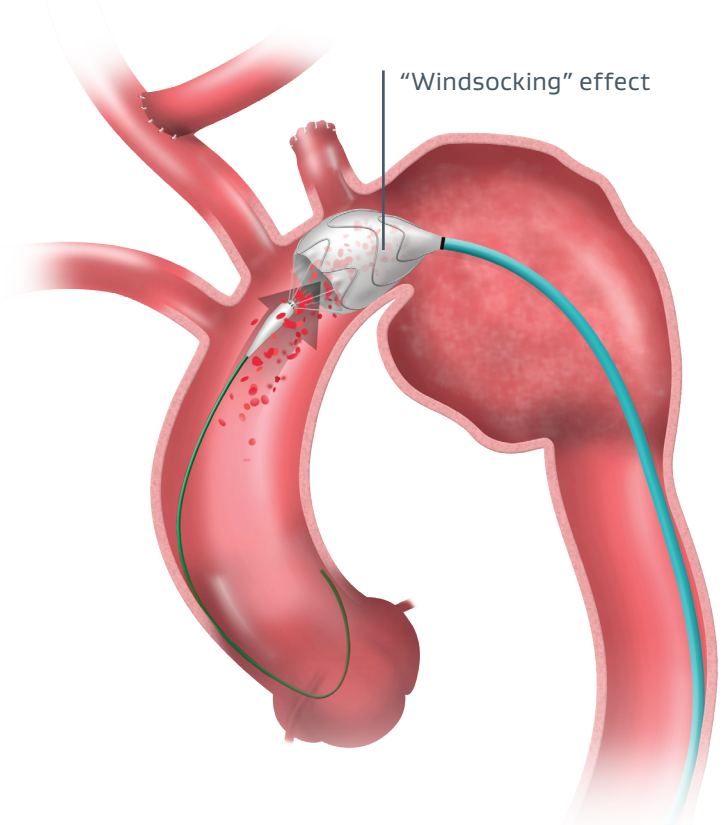


Continuous blood flow

At the intermediate deployment phase, the stent graft is not at full diameter, allowing for continuous blood flow through the aorta. This promotes hemodynamic stability throughout the procedure, which minimizes “windsocking.” It also reduces the need for aggressive blood pressure management or use of rapid pacing. Without those additional challenges, you can focus on the details of each patient and each anatomy for optimal placement.



NO rapid pacing
used in 93% of cases¹



**“The stabler the hemodynamics,
the better it is for the patient.”**
— *Vascular surgeon*



Control in real time

To help maximize control, the system allows you to visualize and make adjustments in real time. During the intermediate deployment stage, you can correct for imaging parallax and refine placement and angulation as needed, with the ability to angulate at full diameter if needed. The opportunity to get real-time feedback and act on it immediately allows you to complete deployment with confidence.

“You can deploy the device to the intermediate diameter, shoot an additional angiogram and fine-tune your deployment.”

— *Vascular surgeon*



1.38 devices¹

per procedure
deployed with
confidence

Time-tested innovation

The GORE® ACTIVE CONTROL System is just the latest enhancement to the GORE® TAG® Device — A product supported by more than 25 years of TEVAR experience and clinical data with 10+ years of follow-up. It is an innovative product with a time-tested legacy of helping physicians care for their patients.



More than **10** clinical studies



1st device approved
for endovascular treatment of all etiologies



More than **25** years of TEVAR experience

We lead the way in TEVAR innovation



- First thoracic stent graft approved in Europe, U.S. and Japan.*
- First device approved for endovascular treatment of aneurysms, transections and Type B dissections.
- First TEVAR solution to feature angulation control and staged deployment with continuous blood flow.

* GORE® TAG® Thoracic Endoprosthesis.

See the difference at goremedical.com/takecontrol



1. Torsello GF, Argyriou A, Stavroulakis K, Bosiers MJ, Austermann M, Torsello GB; SURPASS Registry Collaborators. One-Year Results From the SURPASS Observational Registry of the CTAG Stent-Graft With the Active Control System. *J Endovasc Ther.* 2020 Jun;27(3):421-427. doi: 10.1177/1526602820913007. Epub 2020 Mar 20. PMID: 32193990; PMCID: PMC7288855.

 Consult Instructions
for Use
eifu.goremedical.com

INDICATIONS FOR USE IN THE U.S.: The GORE® TAG® Conformable Thoracic Stent Graft is intended for endovascular repair of all lesions of the descending thoracic aorta, including: isolated lesions in patients who have appropriate anatomy, including: adequate iliac/femoral access, aortic inner diameter in the range of 16-42 mm, ≥ 20 mm non-aneurysmal aorta proximal and distal to the lesion; Type B dissections in patients who have appropriate anatomy, including: adequate iliac/femoral access, ≥ 20 mm landing zone proximal to the primary entry tear; proximal extent of the landing zone must not be dissected, diameter at proximal extent of proximal landing zone in the range of 16-42 mm. **CONTRAINDICATIONS:** Patients with known sensitivities or allergies to the device materials; patients who have a condition that threatens to infect the graft. Refer to *Instructions for Use* at eifu.goremedical.com for a complete description of all applicable indications, warnings, precautions and contraindications for the markets where this product is available. Rx only **INDICATIONS FOR USE UNDER CE MARK:** The GORE® TAG® Conformable Thoracic Stent Graft is indicated for endovascular repair of all lesions of the descending thoracic aorta, including isolated lesions, such as aneurysm and traumatic transection, and Type B dissections. **CONTRAINDICATIONS:** Patients with known sensitivities or allergies to the device materials; patients with a systemic infection who may be at increased risk of endovascular graft infection. Refer to *Instructions for Use* at eifu.goremedical.com for a complete description of all applicable indications, warnings, precautions and contraindications for the markets where this product is available. Rx only

Products listed may not be available in all markets.

GORE, Together, improving life, ACTIVE CONTROL, TAG and designs are trademarks of W. L. Gore & Associates.
© 2021, 2022, 2024 W. L. Gore & Associates, Inc. 24AR1210-EN01 DECEMBER 2024

W. L. Gore & Associates, Inc.
goremedical.com

Asia Pacific +65 67332882 Australia/New Zealand 1800 680 424 Europe 00800 6334 4673
United States Flagstaff, AZ 86004 800 437 8181 928 779 2771

