



Together, improving life

GORE® TAG®

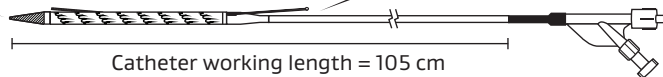
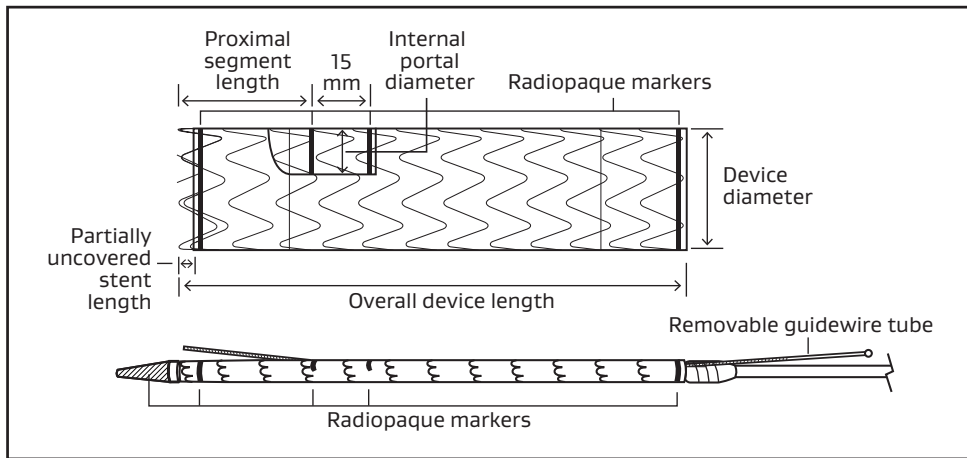
Thoracic Branch Endoprosthesis

DEVICE SIZING POCKET REFERENCE GUIDE



GORE® TAG® Thoracic Branch Endoprosthesis

Aortic Component and Aortic Component Delivery System



GORE® TAG® Thoracic Branch Endoprosthesis with 8 mm portal

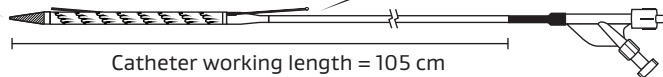
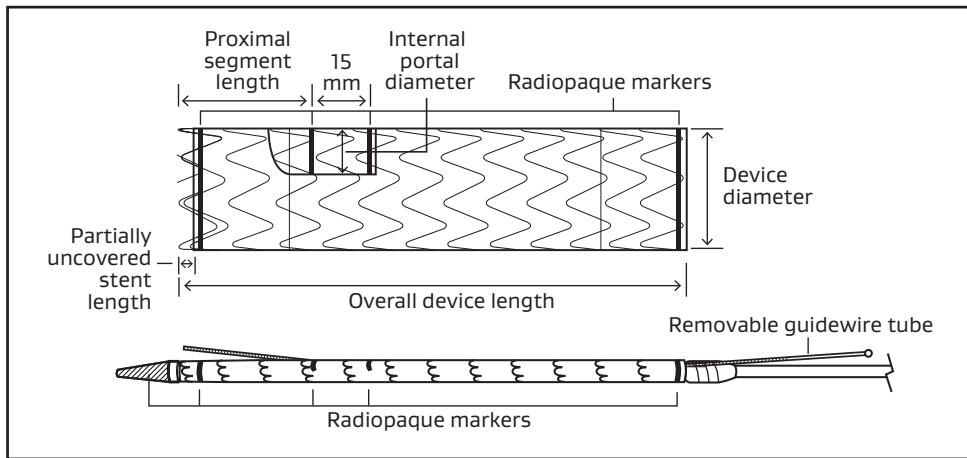
Aortic Component and Aortic Component Delivery System

Device dimensions and sizing requirements

Catalogue number	Device diameter (mm)	Intended aortic diameters (mm)	Internal portal diameter (mm)	Proximal segment length (mm)	Proximal covered length (mm)	Partially uncovered stent length (mm)	Overall device length (cm)	GORE® DRYSEAL Flex Introducer Sheath size (Fr)
TAC082110A	21	16–19.5	8	20	17	3	10	20
TAC082610A	26	19.5–24	8	20	16	4	10	20
TAC082615A	26	19.5–24	8	20	16	4	15	20
TAC082810A	28	22–26	8	20	16	4	10	22
TAC082815A	28	22–26	8	20	16	4	15	22
TAC082820A	28	22–26	8	20	16	4	20	22
TAC083115A	31	24–29	8	20	16	4	15	22
TAC083120A	31	24–29	8	20	16	4	20	22
TAC083415A	34	27–32	8	20	15	5	15	24
TAC083420A	34	27–32	8	20	15	5	20	24
TAC083715A	37	29–34	8	25	20	5	15	24
TAC083720A	37	29–34	8	25	20	5	20	24
TAC084015A	40	31–37	8	25	19	6	15	26
TAC084020A	40	31–37	8	25	19	6	20	26
TAC084515A	45	34–42	8	25	18.5	6.5	15	26
TAC084520A	45	34–42	8	25	18.5	6.5	20	26

GORE® TAG® Thoracic Branch Endoprosthesis

Aortic Component and Aortic Component Delivery System



GORE® TAG® Thoracic Branch Endoprosthesis with 12 mm portal

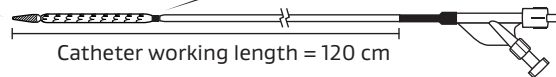
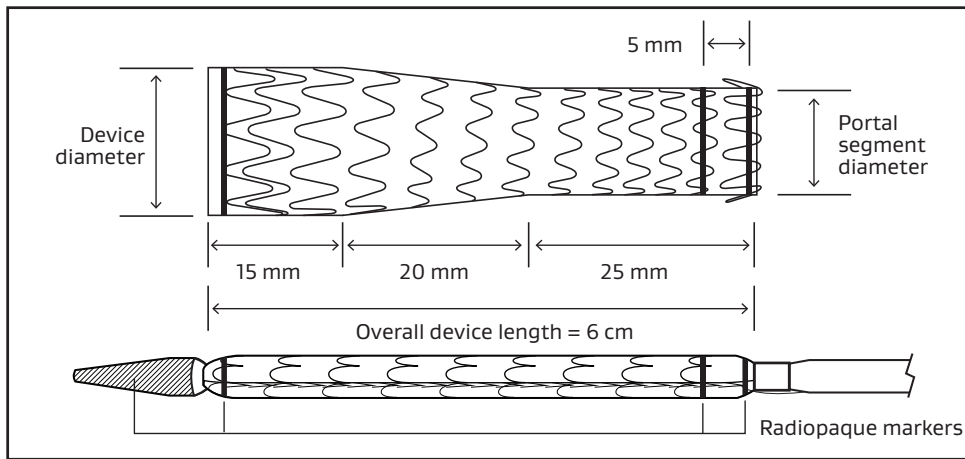
Aortic Component and Aortic Component Delivery System

Device dimensions and sizing requirements

Catalogue number	Device diameter (mm)	Intended aortic diameters (mm)	Internal portal diameter (mm)	Proximal segment length (mm)	Proximal covered length (mm)	Partially uncovered stent length (mm)	Overall device length (cm)	GORE® DRYSEAL Flex Introducer Sheath size (Fr)
TAC123115A	31	24–29	12	40	36	4	15	22
TAC123120A	31	24–29	12	40	36	4	20	22
TAC123415A	34	27–32	12	40	35	5	15	24
TAC123420A	34	27–32	12	40	35	5	20	24
TAC123715A	37	29–34	12	40	35	5	15	24
TAC123720A	37	29–34	12	40	35	5	20	24
TAC124015A	40	31–37	12	40	34	6	15	26
TAC124020A	40	31–37	12	40	34	6	20	26
TAC124515A	45	34–42	12	40	33.5	6.5	15	26
TAC124520A	45	34–42	12	40	33.5	6.5	20	26

GORE® TAG® Thoracic Branch Endoprosthesis

Side Branch Component and Side Branch Component Delivery System



GORE® TAG® Thoracic Branch Endoprosthesis

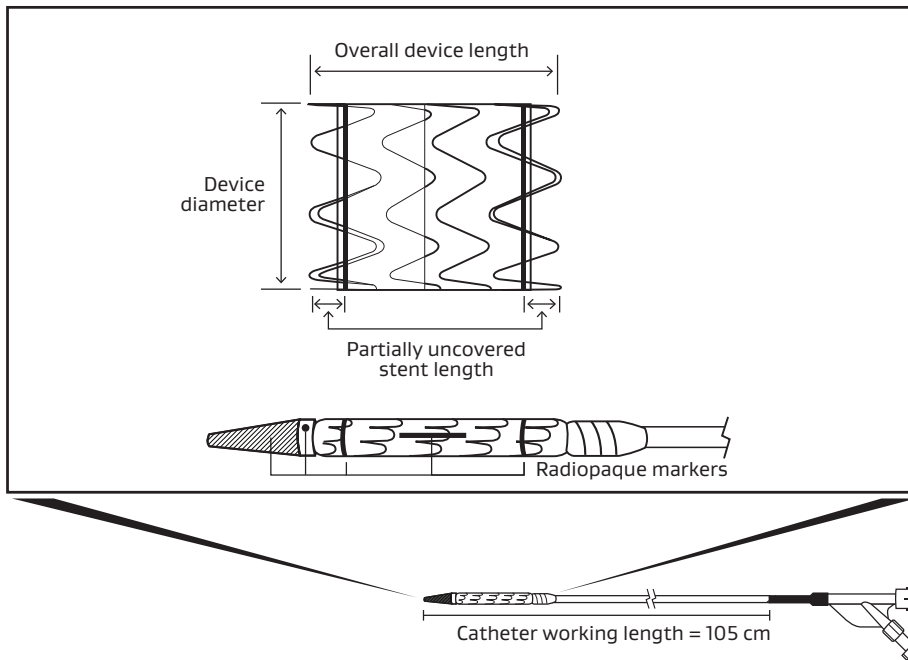
Side Branch Component and Side Branch Component Delivery System

Device dimensions and sizing requirements

Catalogue number	Device diameter (mm)	Intended branch vessel diameter (mm)	Portal segment diameter (mm)	Overall device length (cm)	Required branch vessel length (cm)	GORE® DRYSEAL Flex Introducer Sheath (Fr)
TSB080806A	8	6–7.5	8	6	3	14
TSB081006A	10	7.5–9	8	6	3	14
TSB081206A	12	9–11	8	6	3	14
TSB081506A	15	11–13	8	6	3	14
TSB081706A	17	13–15	8	6	3	14
TSB121506A	15	11–13	12	6	2.5	14
TSB121706A	17	13–15	12	6	2.5	14
TSB122006A	20	15–18	12	6	2.5	14

GORE® TAG® Thoracic Branch Endoprosthesis

Aortic Extender and Aortic Extender Delivery System



GORE® TAG® Thoracic Branch Endoprosthesis

Aortic Extender and Aortic Extender Delivery System

Device dimensions and sizing requirements

Catalogue number	Device diameter (mm)	Intended aortic diameters (mm)	Overall device length (cm)	Partially uncovered stent length (mm)	GORE® DRYSEAL Flex Introducer Sheath size (Fr)
TE2136A	21	16–19.5	3.6	3	20
TE2638A	26	19.5–24	3.8	4	20
TE2840A	28	22–26	4	4	22
TE3140A	31	24–29	4	4	22
TE3442A	34	27–32	4.2	5	24
TE3742A	37	29–34	4.2	5	24
TE4043A	40	31–37	4.3	6	26
TE4546A	45	34–42	4.6	6.5	26

GORE® TAG® Conformable Thoracic Stent Graft with ACTIVE CONTROL System

Device dimensions and sizing requirements

Catalogue number	Intended aortic diameter (mm)	Proximal diameter (mm)	Distal diameter (mm)	Endoprosthesis length (cm)	Recommended GORE® DRYSEAL Flex Introducer Sheath size (Fr)	Partially uncovered stent length (mm)
TGM212110	16–19.5	21	21	10	18	3
TGM262110	19.5–24/16–19.5	26	21	10	20	4
TGM262610	19.5–24	26	26	10	20	4
TGM282810	22–26	28	28	10	20	4
TGM282815	22–26	28	28	15	20	4
TGMR312610	24–29/19.5–24	31	26	10	20	4
TGMR313110	24–29	31	31	10	20	4
TGMR313115	24–29	31	31	15	20	4
TGMR313120	24–29	31	31	20	20	4
TGM343410	27–32	34	34	10	22	5
TGM343415	27–32	34	34	15	22	5
TGM343420	27–32	34	34	20	22	5
TGMR373710	29–34	37	37	10	22	5
TGMR373715	29–34	37	37	15	22	5
TGMR373720	29–34	37	37	20	22	5
TGMR404010	31–37	40	40	10	22	6
TGMR404015	31–37	40	40	15	22	6
TGMR404020	31–37	40	40	20	22	6
TGM454510	34–42	45	45	10	24	6.5
TGM454515	34–42	45	45	15	24	6.5
TGM454520	34–42	45	45	20	24	6.5

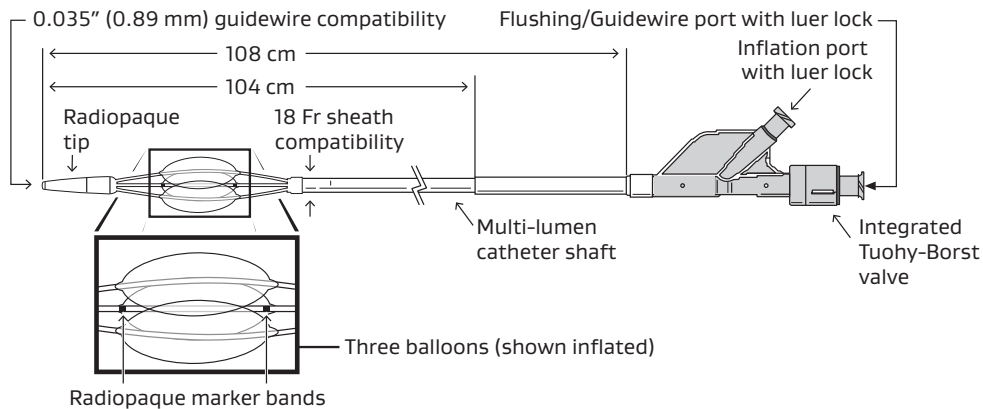
GORE® DRYSEAL Flex Introducer Sheath

GORE® DRYSEAL Flex Introducer Sheath

Catalogue number [*]	Sheath size (Fr)	Outer diameter (mm)	Sheath working length (cm)
GDSF2033	20	7.5	33
GDSF2065	20	7.5	65
GDSF2233	22	8.2	33
GDSF2265	22	8.2	65
GDSF2433	24	8.8	33
GDSF2465	24	8.8	65
GDSF2633	26	9.5	33
GDSF2665	26	9.5	65

*GDSF catalogue numbers are not available in all regions; use DSF catalogue numbers instead where appropriate.

GORE® Tri-Lobe Balloon Catheter



Device dimensions and sizing requirements

Catalogue number	Size (Fr)	Inner vessel diameter size	Working length (cm)
BCM1634	18	Aortic diameters 16–32 mm	104
BCL2645	18	Aortic diameters 26–42 mm	104



Consult Instructions
for Use

eifu.goremedical.com

Refer to *Instructions for Use* at eifu.goremedical.com for a complete description of all applicable indications, warnings, precautions and contraindications for the markets where this product is available. Rx_{Only}

Products listed may not be available in all markets.

GORE, *Together, improving life*, ACTIVE CONTROL, DRYSEAL, TAG and designs are trademarks of W. L. Gore & Associates.

© 2022, 2024 W. L. Gore & Associates, Inc. 24AR1232-EN01 DECEMBER 2024

W. L. Gore & Associates, Inc.

goremedical.com

Asia Pacific +65 67332882

Australia/New Zealand 1800 680 424

Europe 00800 6334 4673

United States Flagstaff, AZ 86004 800 437 8181 928 779 2771

