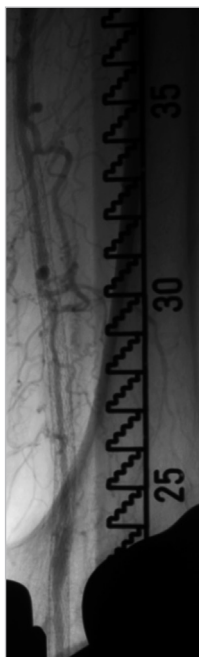
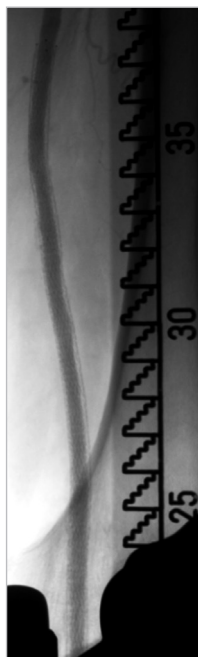


In-stent restenosis stops here.

RELINE with confidence.



Angiogram of diffuse in-stent restenosis pre-treatment



Final angiogram post-treatment with GORE VIABAHN Endoprosthesis

Proven performance that lasts

The GORE® VIABAHN® Endoprosthesis with PROPATEN Bioactive Surface* delivers:

- **Exceptional patency for in-stent restenosis lesions¹**
66.3% of in-stent restenosis patients did not require a TLR within two years of receiving the GORE® VIABAHN® Endoprosthesis, versus only 23.0% for PTA alone.**,²
- **Complete coverage**
25 cm length, proven CBAS Heparin Surface technology†, and ePTFE liner for a long-lasting solution

* PROPATEN Bioactive Surface is synonymous with the CBAS Heparin Surface

** Based on Kaplan-Meier estimate

† See full CBAS Heparin Surface references at goremedical.com/cbas



VIABAHN®
ENDOPROSTHESIS

PROPATEN
BIOACTIVE SURFACE

The RELINE Clinical Study

Multi-center randomized trial comparing the performance of the GORE® VIABAHN® Endoprosthesis with PTA in treatment of in-stent restenosis of the SFA.

Per-protocol results summary

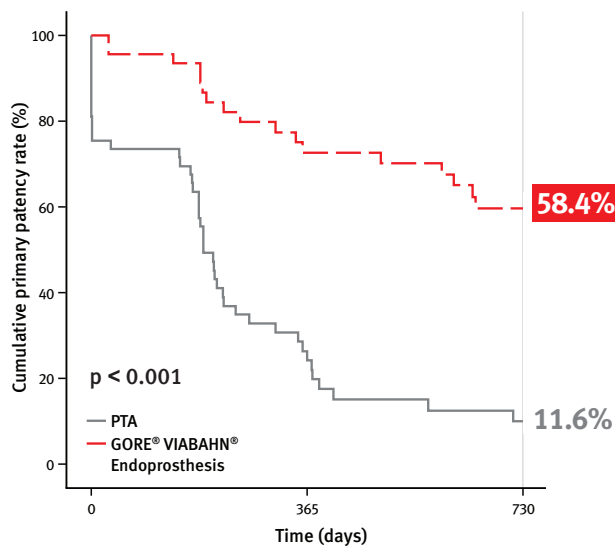
LESION CHARACTERISTICS ¹		
	PTA (N = 44) [*]	GORE® VIABAHN® ENDOPROSTHESIS (N=39)
Average Lesion Length (mm)	190 (30–270) ^{**}	173 (30–330)
Chronic Total Occlusions	25.0%	23.1%
Calcified Lesions	25.0% [†]	33.3%

^{*} Nine bailout procedures after failed PTA

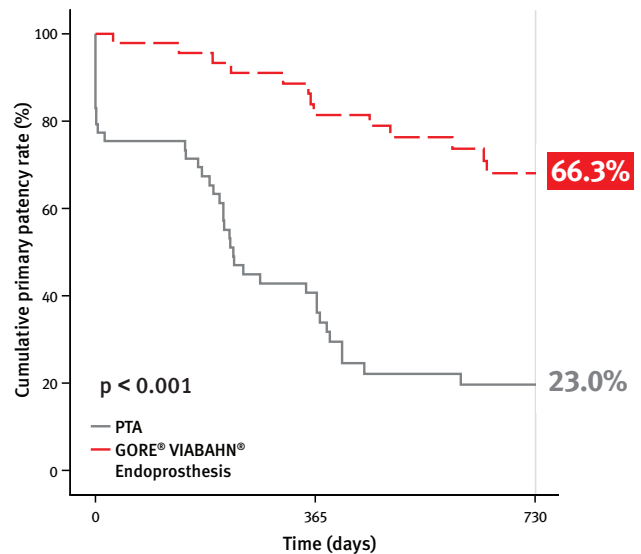
^{**} Missing data on three patients

[†] Missing data on one patient

**24-month primary patency:
GORE® VIABAHN® Endoprosthesis versus PTA²**



**24-month freedom from TLR:
GORE® VIABAHN® Endoprosthesis versus PTA²**



1. Bosiers M, Deloose K, Callaert J, *et al.* Superiority of stent-grafts for in-stent restenosis in the superficial femoral artery: twelve-month results from a multicenter randomized trial. *Journal of Endovascular Therapy* 2015;22(1):1-10.
2. GORE® VIABAHN® Endoprosthesis with Heparin Bioactive Surface [Instructions for Use]. Flagstaff, AZ: W. L. Gore & Associates, Inc; 2016. MD140714. <http://www.goremedical.com/assets/MD140714/MD147177.pdf>



W. L. GORE & ASSOCIATES, INC.
Flagstaff, AZ 86004

+65.67332882 (Asia Pacific) 800.437.8181 (United States)
00800.6334.4673 (Europe) 928.779.2771 (United States)

goremedical.com

The GORE® VIABAHN® Endoprosthesis with PROPATEN Bioactive Surface is sold in some markets as the GORE® VIABAHN® Endoprosthesis with Heparin Bioactive Surface.

Products listed may not be available in all markets.

CBAS is a trademark of Carmeda AB, a wholly owned subsidiary of W. L. Gore & Associates, Inc. GORE®, PROPATEN, VIABAHN®, and designs are trademarks of W. L. Gore & Associates. © 2016, 2018 W. L. Gore & Associates, Inc. AT0327-EU3 FEBRUARY 2018