



Gore REVISE Clinical Study

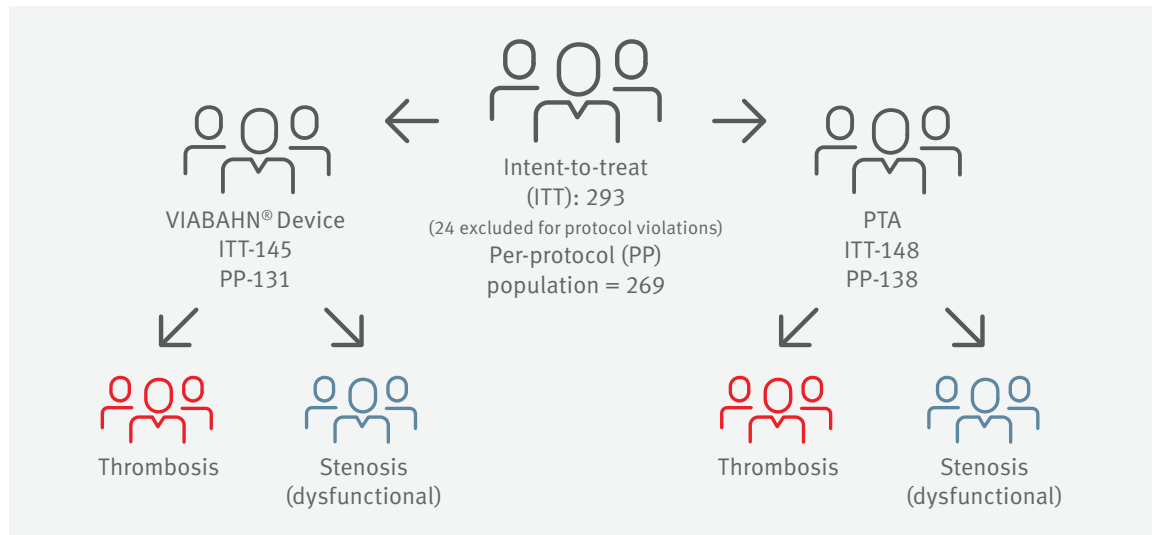
Gore clinical study receives **JVIR editor's award** for outstanding clinical research paper for 2019 from *Journal of Vascular and Interventional Radiology*



Gore REVISE Clinical Study

The REVISE Study is a multicenter, randomized, controlled trial that demonstrated the safety and effectiveness of the GORE® VIABAHN® Endoprosthesis when used to revise arteriovenous access of prosthetic grafts at the venous anastomosis in thrombotic or stenotic (dysfunctional) vascular access for hemodialysis. The REVISE Study randomized against percutaneous transluminal angioplasty (PTA) and follow-ups tracked the natural course of vascular access and reinterventions as the subject underwent regular hemodialysis.

The REVISE Study is the only study to include an endoprosthesis across the elbow and the only randomized control trial to include thrombosed grafts.¹⁻⁴

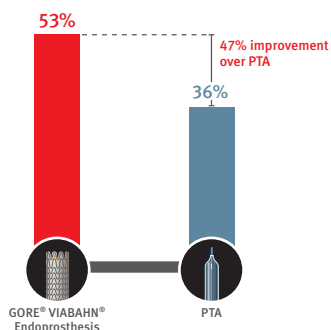


Results and key takeaways

Target lesion primary patency in the VIABAHN® Device group was significantly higher than the PTA group ($p = .008$)⁵

This was true at every time point through the 24-month analysis period. At six months, target lesion primary patency was 52.9% in the VIABAHN® Device group and 35.5% in the PTA group.^{1,5}

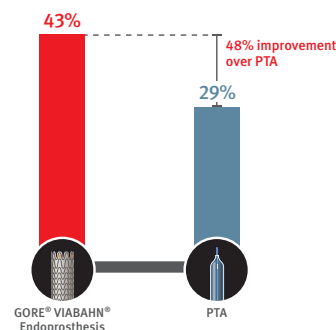
Six-month target lesion primary patency



Circuit primary patency of the VIABAHN® Device showed a nearly 50% relative increase compared to PTA⁵

This was true at every time point from the six-month to the 24-month analysis period.⁵

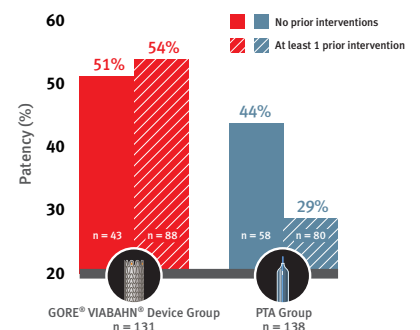
Six-month circuit primary patency



The VIABAHN® Device provided consistent patency independent of number of times a lesion had previously been treated⁵

The REVISE Study shows that the patency of the VIABAHN® Device will not decrease due to multiple previous interventions while the PTA treated graft will decrease.⁵

Six-month target lesion patency with intervention history



Secondary patency across the elbow at two years is 83% with zero reported fractures.⁶ The VIABAHN® Device is shown to re-establish flow to stenosed (dysfunctional) grafts in points of flexion.^{5,6}

The VIABAHN® Device demonstrated a reduction in the number of repeat interventions per patient with thrombosed grafts as compared to PTA, by reducing the mean number of future interventions over two years by 40% (3.7 for the VIABAHN® Device versus 6.2 for PTA)⁷, *Figure 1*.

The VIABAHN® Device has strong clinical and health economic data to support the treatment of a thrombosed prosthetic graft. The reduction of interventions over a two year period by 40% reduces cost by ~\$12K per patient⁷, *Figures 2–3*.

Figure 1. All reintervention types: Thrombosed circuits

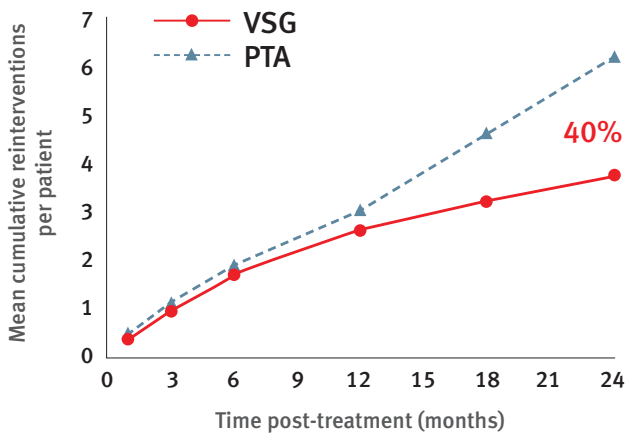


Figure 2. Average total costs: Thrombosed circuits

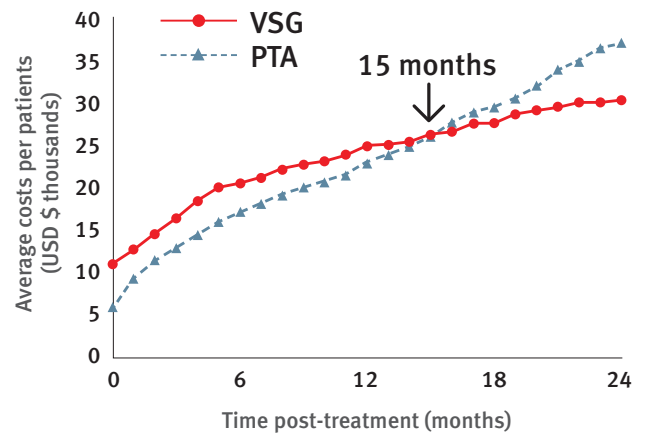
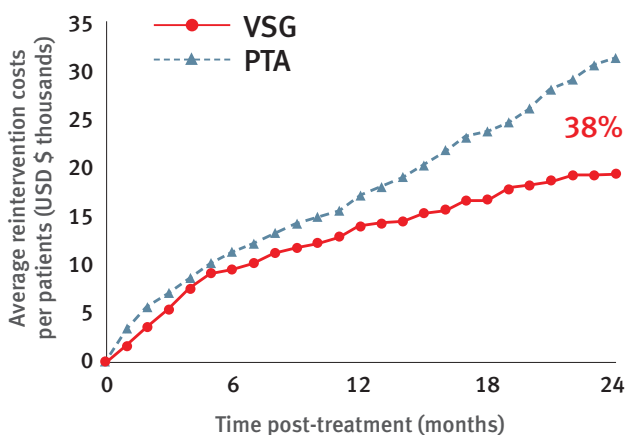


Figure 3. Reintervention costs: Thrombosed circuits



1. W. L. Gore & Associates, Inc. GORE VIABAHN Endoprosthesis Versus Percutaneous Transluminal Angioplasty (PTA) to Revise AV Grafts in Hemodialysis (REVISE). ClinicalTrials.gov. Bethesda, MD: National Library of Medicine; 2014. <https://clinicaltrials.gov/ct2/show/NCT00737672> . Published August 15, 2008. Updated October 14, 2014. September 11, 2019. NLM Identifier: NCT00737672.
2. Flair® Endovascular Stent Graft [*Instructions for Use*]. Tempe, AZ: C. R. Bard, Inc; 2014. B05659 Rev.3/08-14.
3. Covera® Vascular Covered Stent [*Instructions for Use*]. Tempe, AZ: C. R. Bard, Inc; 2018. B05872 Rev.4/08-18.
4. Haskal Z], Trerotola S, Dolmatch B, *et al.* Stent graft versus balloon angioplasty for failing dialysis-access grafts. *New England Journal of Medicine* 2010;362(6):494-503.
5. Vesely T, DaVanzo W, Behrend T, Dwyer A, Aruny J. Balloon angioplasty versus Viabahn stent graft for treatment of failing or thrombosed prosthetic hemodialysis grafts. *Journal of Vascular Surgery* 2016;64(5):1400-1410.e1. <https://www.sciencedirect.com/science/article/pii/S0741521416301756>
6. Vesely T, Rodriguez A. Summary of the Gore REVISE Clinical Study. *Endovascular Today* 2014;13(6)Supplement:22-26.
7. Mohr BA, Sheen AL, Roy-Chaudhury P, Schultz SR, Aruny JE; REVISE Investigators. Clinical and economic benefits of stent grafts in dysfunctional and thrombosed hemodialysis access graft circuits in the REVISE Randomized Trial. *Journal of Vascular & Interventional Radiology* 2018;30(2):203-211.e4.



W. L. GORE & ASSOCIATES, INC.
Flagstaff, AZ 86004

+65 67332882 (Asia Pacific) 800 437 8181 (United States)
00800 6334 4673 (Europe) 928 779 2771 (United States)

goremedical.com

 Consult Instructions
for Use

eifu.goremedical.com

Refer to *Instructions for Use* at eifu.goremedical.com for a complete description of all applicable indications, warnings, precautions and contraindications for the markets where this product is available. Rx Only

Products listed may not be available in all markets.

GORE, VIABAHN and designs are trademarks of W. L. Gore & Associates.
© 2020 W. L. Gore & Associates GmbH AZ1234-EN2 JUNE 2020