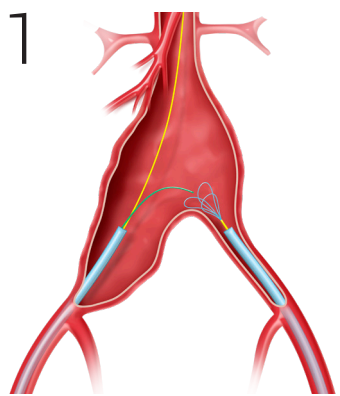


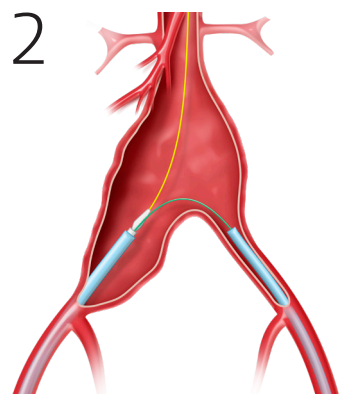
GORE® EXCLUDER®

Iliac Branch Endoprosthesis

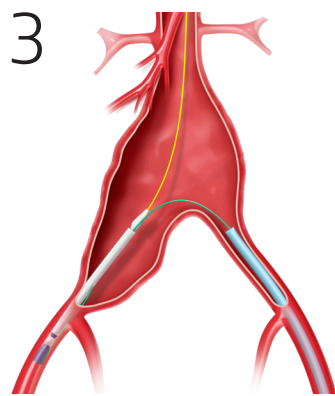
DEPLOYMENT SEQUENCE



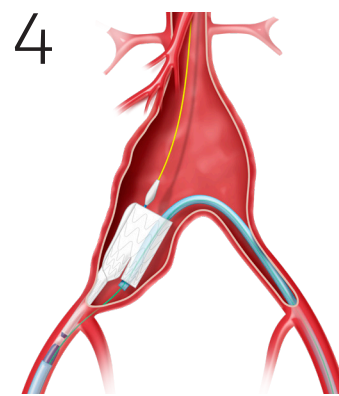
1 Establish sheaths and up-and-over throughwire via snare technique.



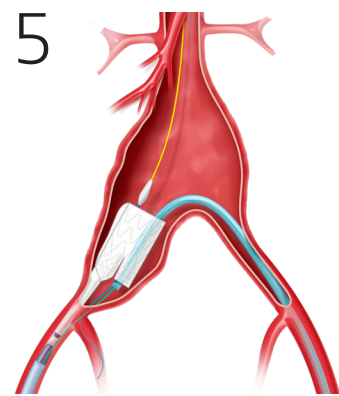
2 Advance Iliac Branch Component over both wires on GORE® EXCLUDER® Iliac Branch Endoprosthesis treatment side.



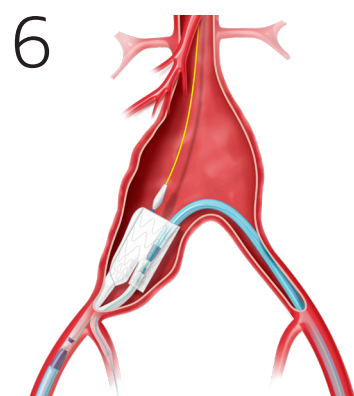
3 Withdraw sheath below GORE® EXCLUDER® Iliac Branch Endoprosthesis and align radiopaque marker ring above internal iliac ostium.



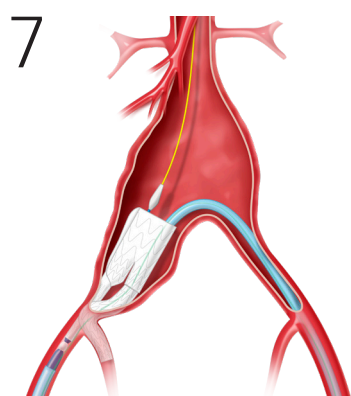
4 Deploy Iliac Branch Component (pull white outer deployment knob) and advance 12 Fr x 45 cm flexible sheath over bifurcation and into internal iliac gate.



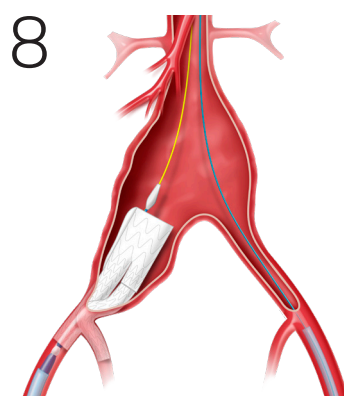
5 Cannulate internal iliac artery with third guidewire. Partially deployed Iliac Branch Component can be repositioned by: A) Rotating up to 90° in either direction, or B) Moving distally, to facilitate access to the internal iliac artery.



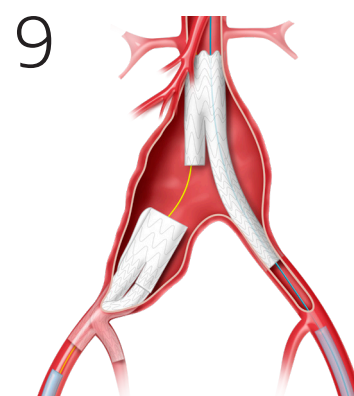
6 Advance Internal Iliac Component and align short Internal Iliac Component radiopaque marker with long Iliac Branch Component radiopaque marker.



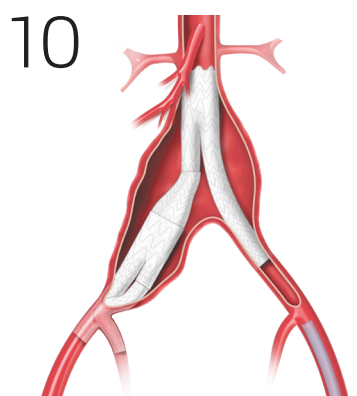
7 Deploy Internal Iliac Component and balloon overlap with Iliac Branch Component and seat within internal iliac artery. Remove up-and-over throughwire.



8 Deploy external iliac leg of Iliac Branch Component (pull gray inner deployment knob).

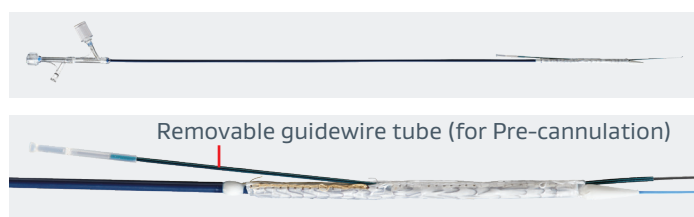


9 Exchange the 12 Fr flexible sheath for an 18 Fr sheath. Advance and deploy the Trunk-Ipsilateral Leg Endoprosthesis of the GORE® EXCLUDER® Device.



10 Advance and deploy 23 or 27 mm diameter Contralateral Leg as bridging component.

STAGED DEPLOYMENT



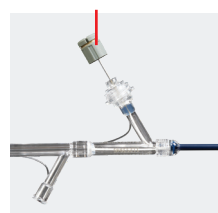
Pre-cannulated Internal Iliac Gate

Outer deployment knob



Stage 1: Repositionable deployment

Inner deployment knob



Stage 2: Fully deployed device

GORE® EXCLUDER®

Iliac Branch Endoprosthesis

SIZING GUIDE

Trunk-Ipsilateral Leg Endoprosthesis

Intended aortic inner diameter (mm)	Diameter aortic end (mm)	Lengths (mm)	Intended iliac vessel diameter (mm)	Diameter iliac end (mm)
19–21	23	12 / 14 / 16 / 18	10–11 / 12–13.5	12 / 14.5
22–23	26	12 / 14 / 16 / 18	10–11 / 12–13.5	12 / 14.5
24–26	28.5	12 / 14 / 16 / 18	10–11 / 12–13.5	12 / 14.5
27–29	31	13 / 15 / 17	12–13.5	14.5
30–32	35	14 / 16 / 18	12–13.5	14.5

Iliac Branch Component

Intended external iliac vessel diameter (mm)	Diameter iliac end (mm)	Iliac Branch Component Length (cm)
6.5–9	10	10
10–11	12	10
12–13.5	14.5	10

Internal Iliac Component

Intended internal iliac vessel diameter (mm)	Diameter iliac end (mm)	Iliac Branch Component Length (cm)
6.5–9	10	7
10–11	12	7
12–13.5	14.5	7

Renal-to-Internal Iliac Length*

Trunk-Ipsilateral Leg Endoprosthesis Proximal diameter (mm)	Minimum Renal-to-Internal Iliac length needed (cm)
23, 26, 28.5	16.5
31	17.5
35	18.5

* For use of Contralateral Leg Endoprosthesis as an Iliac Extender, please see GORE® EXCLUDER® AAA Endoprosthesis Measurement Device Selection Form: www.goremedical.com/excluder/caseprep/

Recommended Gore ancillary devices

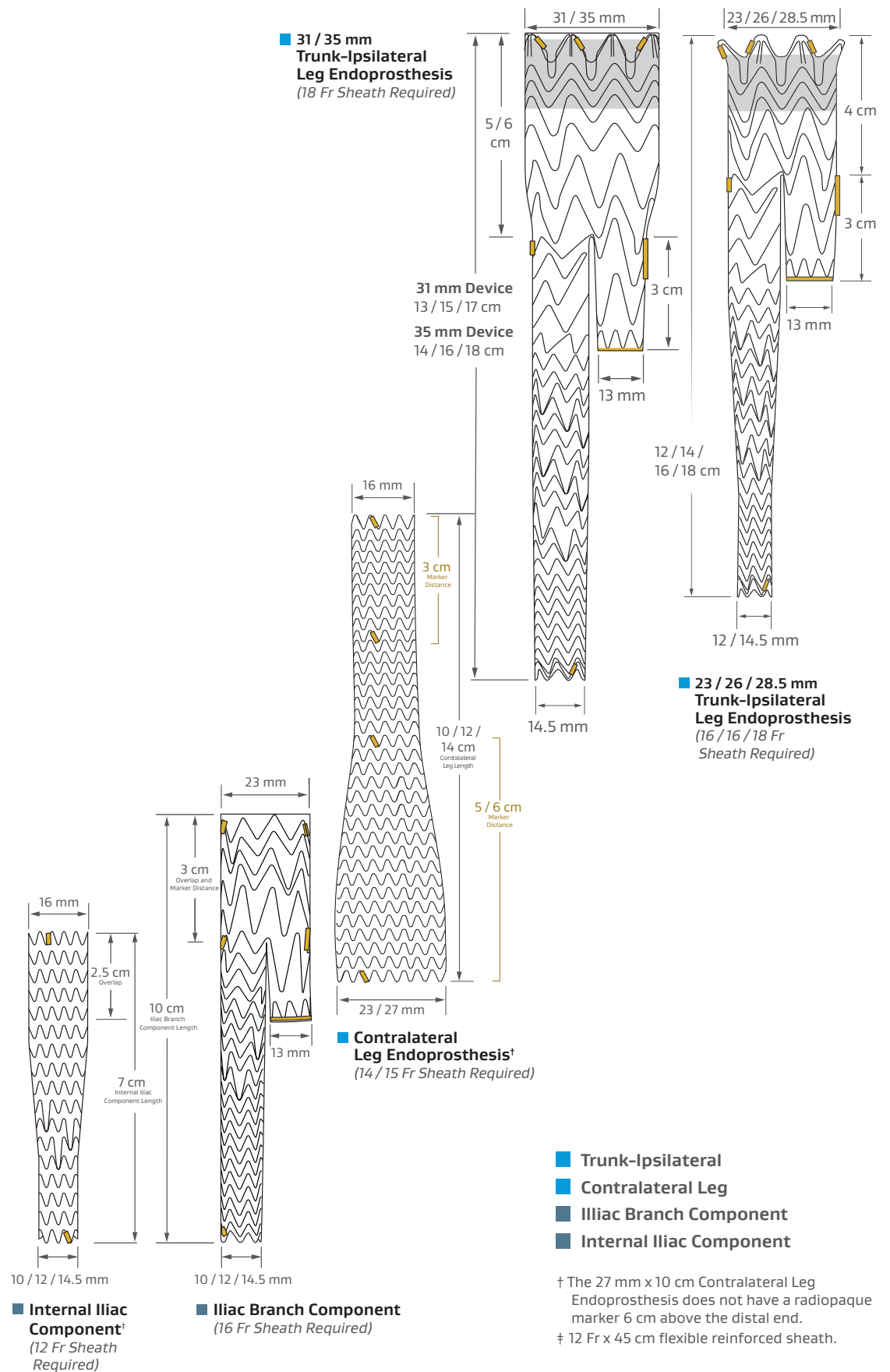
GORE® DrySeal Flex Introducer Sheath (outer diameter):

Catalogue number	Sheath size (Fr x cm)
DSF1245	12 x 45
DSF1633	16 x 33
DSF1833	18 x 33

All sheaths are 28 cm in length.

GORE® Molding & Occlusion Balloon

Catalogue number	Inner vessel diameter (mm)	Balloon diameter (mm)	Catheter length (cm)
MOB37	10	10–37	90



Recommended accessories checklist[§]

- 1 — 12 Fr Introducer sheath
- 1 — 12, 14, 15, 17, or 18 Fr Introducer sheath^{||}
- 2 — 0.035" Superstiff guidewires, 145 cm or longer
- 1 — Pigtail marker catheter
- 1 — Aortic balloon (appropriate size)
- 1 — 14 mm x 4 cm PTA balloon
- Miscellaneous catheters and wires for access
- 12 Fr x 45 cm flexible, reinforced sheath
- Snare Catheter Kits
- PTA Balloons corresponding to recommendations
- GORE® EXCLUDER® Device Aortic Extender
- GORE® EXCLUDER® Device Iliac Extender
- 12, 14.5, 16, 18, or 20 GORE® EXCLUDER® Contralateral Leg Endoprosthesis

§ Minimal checklist.

|| An additional 14, 15, or 18 Fr introducer sheath is required for use of large diameter Contralateral Legs.

Consult Instructions for Use
eifu.goremedical.com

Refer to *Instructions for Use* at eifu.goremedical.com for a complete description of all applicable indications, warnings, precautions and contraindications for the markets where this product is available. [†] Only

Products listed may not be available in all markets.

GORE, *Together, improving life*, EXCLUDER and designs are trademarks of W. L. Gore & Associates.
© 2013, 2014, 2021 W. L. Gore & Associates, Inc. 2145170-EN FEBRUARY 2021

W. L. Gore & Associates, Inc.
goremedical.com

Asia Pacific +65 67332882 Australia/New Zealand 1800 680 424 Europe 00800 6334 4673
United States Flagstaff, AZ 86004 800 437 8181 928 779 2771

